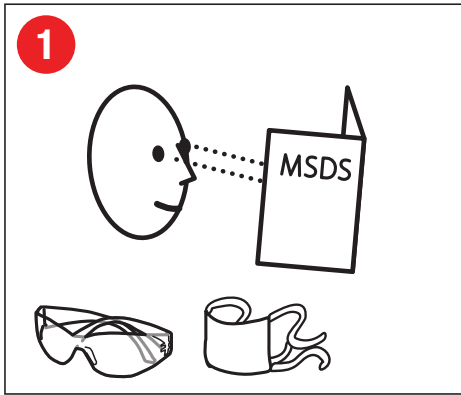
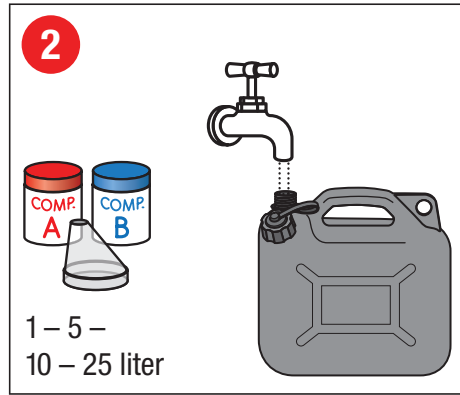


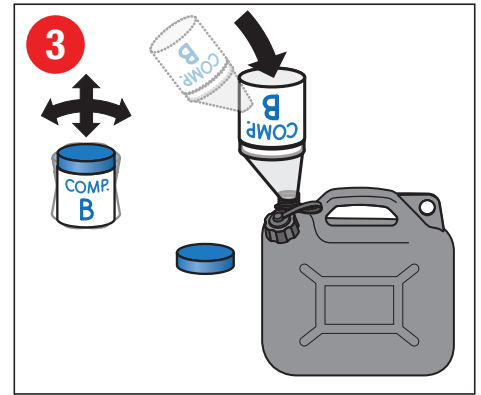
# Using instructions



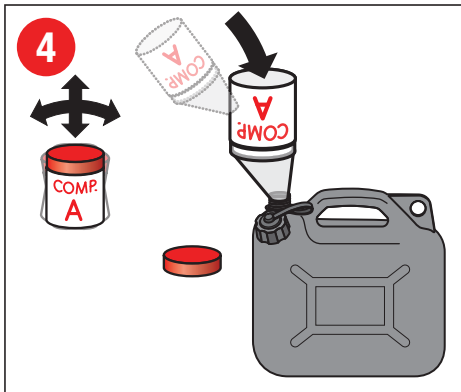
1 Always read the material safety data sheet (MSDS) and follow the safety instructions.



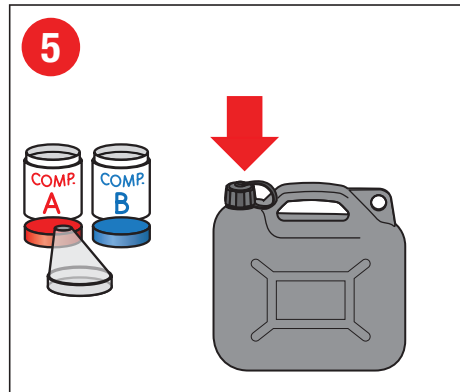
2 Fill the container with the exact amount of (tap) water.  
1 – 5 –  
10 – 25 liter



3 First, shake the jars of powder, and add component B to the container with water.



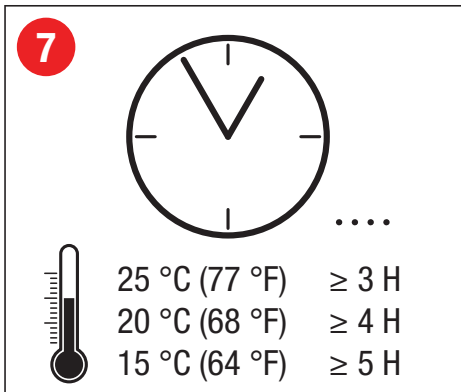
4 Afterwards add component A to the container.



5 Securely close the container.



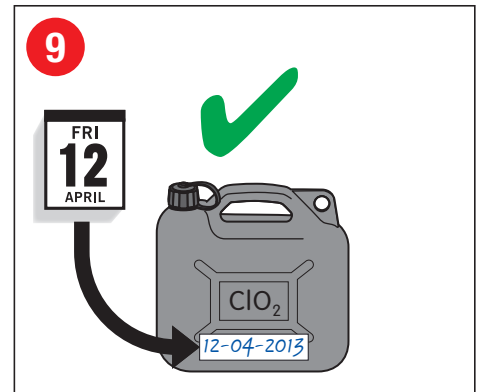
6 Do not shake or stir.



7 Wait according to the timetable.



8 Shake or stir the solution gently – Beware of ClO<sub>2</sub> gas release.

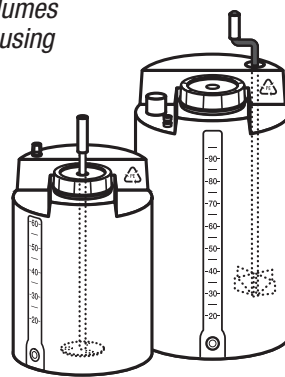


9 TwinOxide solution is ready for use for approx. 30 days – write the date of preparation on the label of the container.




10 Store in a cool and dark place.

For bigger volumes see separate using instructions.



50 – 100 liter



500 – 1000 liter